



Biennial Implant Team Congress

7-9 May 2009

International Convention Centre

Birmingham

THE VENUE



The International Convention Centre (ICC),
Broad Street, Birmingham B1 2EA

The ICC is the UK's leading conference centre with state-of-the-art facilities and ideally located for easy access to transport and quality accommodation.



THE PROGRAMME

2 full days of parallel scientific sessions for the dental implant team

2 full days of catering and technical exhibition

1 half day of post congress optional industry workshops

Inclusive Congress welcome reception

Optional Congress American Pie Party

Thursday
7 May

PLENARY SCIENTIFIC SESSIONS - HALL 1

COMBINED PARALLEL PROGRAMME FOR THE DENTAL IMPLANT TEAM - HALLS 1 & 4

CATERING & TECHNICAL EXHIBITION - HALL 3

EVENING WELCOME RECEPTION - BMAG

Friday
8 May

PLENARY SCIENTIFIC SESSIONS - HALL 1

NURSES PROGRAMME - HALLS 11 & 11A

TECHNICIANS PROGRAMME - HALL 9

HYGIENISTS PROGRAMME - HALL 10

CATERING & TECHNICAL EXHIBITION - HALL 3

'AMERICAN PIE PARTY' - NEW BINGLEY HALL

Saturday
9 May

INDUSTRY WORKSHOPS AND MASTERCLASSES - ICC HALLS & HYATT HOTEL

ABOUT THE CONGRESS



Dear Colleagues,

The ADI biennial congress has become a major event in the dental implant meeting world.

The unique combination of high quality science and dedicated streamed programmes for the entire dental implant team has elevated the status of the ADI Congress to a prominent position in the world meeting arena. Added to which, innovative evening social events and an extensive technical exhibition attract over 1,000 attendees every two years. This major event enables members, implant team staff and professional colleagues to renew friendships, discuss topical issues and catch up with the latest developments in this constantly growing specialty.

12 key international speakers have been invited to present the plenary scientific programme with 11 international and national speakers presenting the specialised DCP programmes for the two full days **7 and 8 May**. On **Saturday 9 May**, delegates have a further opportunity to extend their knowledge by attending a choice of tailored industry workshops and masterclasses.

Dental implantology is a team specialty - the 2009 Congress programme continues to uphold and endorse this ethos. The recent compulsory DCP registration recognises the important role played by the trained team. By attending the ADI Congress, every delegate will be assured of receiving verifiable CPD, crucial for individual maintenance on the GDC register.

To complement the science, we warmly welcome all delegates to the complimentary reception at the Birmingham Museums and Art Gallery on the first night of the Congress and urge all teams and industry colleagues to join us at the fabulous 'American Pie Party' night on Friday 8 May.

The 2009 team Congress should not be missed. We look forward to seeing you in May 2009.

Anthony Bendkowski, *President*

Larry Browne, Michael Norton, Paul Stone: *Scientific Committee*

ABOUT THE ADI

The **Association of Dental Implantology UK** is a non-profit making registered Charity dedicated to the provision of on-going education to the profession and to raising the awareness of good standards of practice for the benefit of the public.

Membership is open to all who have an active interest in dental implants. Established over 20 years ago to meet the needs of the GDP eager to learn about osseointegration techniques, current membership stands at just over 1,700. The ADI extends its membership services to encompass the entire dental implant team and offers tangible benefits to dental implant professionals at all levels of ability.

The recent complimentary introduction of a dedicated implant audit system has been ground-breaking for the ADI whilst its standing with other professional bodies such as the GDC working group on Training Standards in Implant Dentistry, demonstrates the high regard in which the Association is held.

Through the broader spectrum of regional evening Study Clubs, intensive masterclasses and practical workshops, national members forums, major implant meetings combined with complimentary issues of the bi-monthly Dental Implant Summaries and EDI journal, active clinical web forum, patient information brochures and regular Newsletters with scientific reviews, the ADI continues to offer the active professional a plethora of implant activity.

The ADI welcomes new members. Full details are available on the ADI website or call one of its friendly team on **020 8487 5555** to discuss your needs.

SPEAKERS BIOGRAPHIES



Katharine Bond RDN BA(Hons) PGCE

Katharine Bond works as a DCP training co-ordinator with the Continuing Professional Development team at the Dental Nurse Education and Training Centre at Kings College Dental Hospital.

She started her dental nursing career in general practice and has since worked in the community dental service and at Guys Dental Hospital. She has gained experience in a variety of dental specialities including periodontology and implant dentistry. Katharine co-ordinates and teaches on a variety of courses including oral health education and special care dental nursing and has co-developed the Certificate in Dental Implant Nursing run by Kings College Dental Hospital. She is an examiner for both the NEBDN National and Oral Health examinations and is at present completing her Masters in Education.



Carole Brennan EDH Cert Ed (PCE) Dip OHE (JEB)

After qualifying as dental hygienist from the Royal Air Force School of Dental Hygiene in 1978 Carole worked in a variety of clinical settings, from Oral Surgery Department, NHS and Private practice. In 1982 she became a dental hygiene tutor at the RAF Dental Hygienist Training Flight and after taking the Queens Commission became the Officer in Charge of RAF Dental Hygienist Training involved in the development of the 'two year' dental hygiene course within the RAF.

Carole has lectured widely and published articles in the dental press. She is currently the Chairperson for the Thames Valley Regional Group of the British Society of Dental Hygiene and Therapy and continues to work in practice alongside a GDP, periodontologist, implantologist and cosmetic dentist.



Ashley Byrne BSc (Hons)

Ashley Byrne qualified for a degree in dental technology at Manchester Metropolitan University. On completion he then spent five years training with Dr Michael Wise in the laboratory, alongside Anthony Laurie and then Andrea Tropea. In 2006 he started Byrnes Dental Laboratory with his father, Anthony Byrne, in the heart of the Oxfordshire specialising in implant and cosmetic technical dentistry. He has lectured all over Europe and the UK on implantology and CAD-CAM and runs courses at his laboratory in these subjects. The laboratory is the current holder of the Private Dentistry Laboratory of the year and the DLA member of the year.



Matteo Chiapasco MD

Dr Chiapasco gained his Medical Degree in 1984 and degree of specialist in maxillo-facial surgery in 1990 at the University of Milan, Italy. He is currently Head of the Unit of Oral Surgery, Department of Medicine, Surgery and Dentistry, University of Milan, Italy, Professor in Oral Surgery, Faculty member of the Specialties in Oral Surgery and Maxillo-Facial Surgery, University of Milan, Head Master in Oral Surgery and Implantology c/o Unit of Oral Surgery, Department of Medicine, Surgery and Dentistry University of Milan, Faculty member, Loma Linda University, California, USA and Visiting Professor University of Paris V, and University of Vienna.

He is a Member of the European Board of Oral and Maxillo-Facial Surgeons an active Member EAO, ITI Fellow and chairman Italian Section ITI. Dr Chiapasco is on the editorial board of COIR, widely published author in peer reviewed and Italian journals and co-author of 10 textbooks related to oral and maxillofacial surgery.



Beverley Coker RDN

Beverley Coker qualified at the Royal Dental Hospital, London in 1985. She began her qualified career as dental nurse in the paediatric and continued this work when the hospital closed and moved to Guy's Dental Hospital where, in January 1989 she was appointed senior dental nurse in the conservative dental department. She completed her Further & Adult Education Teachers Certificate in 1990.

During her time as Senior Dental Nurse she gained clinical experience and knowledge in implants and contributed to the training of nurses, undergraduates and post graduates. She is currently one of the internal examiners for dental implant examination at the **Dental Nurse Education & Training Centre at King's College NHS Foundation Trust**.

Beverley is now the Head of Dental Nurse Foundation Training at King's. She completed her Masters in Education in September 2008, was appointed as an examiner for the National Examining Board for Dental Nurses in 1993 and in October 2008 became the third dental nurse chairman of the board. Beverley is a DCP inspector for the General Dental Council, greatly involved with its work and also contributed to the review of both of the main dental nurse qualifications working with City & Guilds and NEBDN. She is committed to dental nurse training, is keen to ensure that training for dental nurses is accessible to all by developing new and innovative approaches to support training.



Jillian Eastmond RDN

Jillian Eastmond is CPD Training Manager for the Dental Nurse Education & Training Centre at Guys, King's & St Thomas' Hospitals. She qualified as a Dental Nurse at Manchester Dental Hospital in 1994 and has worked in both private & NHS practices as well as Dental Hospitals. She worked as a specialist Dental Nurse in the Restorative department at Guys Dental Hospital and was a head & neck cancer care coordinator for the Trust. Jillian holds a Further and Adult Education Teaching Certificate, a certificate in Dental Radiography as well as being an assessor for the NVQ III Oral Health Care Dental Nursing qualification. She recently achieved a

management qualification and is a National and Oral Health Education examiner for the National Examining Board for Dental Nurses.

She is committed to improving quality and standards for Dental Nurses and keen to develop a range of learning opportunities including distance learning packages. She is an experienced teacher and delivers lectures from National certificate training to Dental undergraduates and MScs.



Hans Geiselhöringer ZTM

Hans Geiselhöringer, trained to become a dental technician in Germany. He completed his training to qualify as a CDT (Certified Dental Technician) in Chicago, USA in 1991. This was followed in 1991 and 1992 by further training in New York, USA focusing mainly on anaplastology/epithetics.

He trained to become a technical business administrator, completing the course in 1994. After this, he took up the posts of business manager and laboratory manager concentrating on implantology and ceramics until 1998 when he began working on an independent basis with the company that he founded, Dental X[®] GmbH & Co. KG, a laboratory specializing in implantology, anaplastology and functional and aesthetic reconstructions, in Munich. Hans Geiselhöringer was managing director of the foundation for media culture from 1995 to 2002. He is a member of the DGÄZ, DGOI, ICOI, IPS and IWC.



James Green BDS

James Green qualified from Newcastle Dental School in 1990.

He has spent the last 17 years developing an expertise in complex restorative and aesthetic cases, as well as routine dental treatments. For many years James ran his own practice in Covent Garden, London and moves to D3 from Diamond House, Oxford, where he has been based for the last three years. James has experience in teaching at both undergraduate and postgraduate levels, is a member of the British Dental Society, and underpins his commitment to the use of new and developing techniques through a continuous programme of education and training.



Kenneth S Hebel BSc DDS MSc Certified Prosthodontist

Kenneth Hebel received his dental degree from the University of Western Ontario in 1979, his speciality certificate in Prosthodontics from Eastman Dental Center in 1983 and a Masters of Science degree in Anatomy at the University of Rochester in 1985.

Dr Hebel has the appointment of Adjunct Professor at the School of Dentistry, University of Western Ontario. He also maintains a private practice in London, Ontario, Canada where he provides both advanced surgical and prosthetic phases of Implant Dentistry. He is a Certified Prosthodontist, a Diplomate of the American Board of Oral Implantology/Implant Dentistry, a Diplomate of the ICOI and a Fellow of the AAID. Dr Hebel is a published author and lectures on all phases of restorative and implant dentistry. He has presented over hundreds of lectures over five continents. In addition, he is director of the Hands On Training Institute, where he provides extensive hands-on surgical and prosthetic training in implantology.



Fouad Khoury Prof Dr DMD PhD

Professor Khoury qualified DMD from St Joseph University Beirut in 1978. He gained his Doctorate in Dental Science (German PhD) in 1985. From 1988-1994 he worked as Assistant Professor at the Department of Oral & Maxillofacial Surgery University of Munster, Germany becoming full professor in 1994.

He is Chairman of the Privatklinik Schloss Schellestein Implantology Center in Olsberg, Germany. He is a member of the Editorial Board of a number of journals, has several patents, more than 100 publications and has given over 700 lectures/courses on oral surgery, bone transplantation and implantology.



Jan Kielhorn Dr med.dent

Jan Kielhorn studied dentistry at the Ruperta-Carola-University Heidelberg and specialised in Oral Surgery Praxis Dr.Dr. Haessler (Oppenheim). He is a member of the Board of the DGI, DGZI, BDO, BDZI and DGP. From 1998-2005 he was a Member of the Medical Staff, Private Clinic Oppenheim and Implant-Education-Center (Dr.Dr.Haessler). He is a visiting Professor to the University of Ludhiana, Punjab, Department of Oral Implantology.

Jan's specialist interests are oral Implantology - immediate, early and progressive loading, augmentation - enoral bone-block grafts, sinus-lifts, implant superstructures - CAD CAM, cercon and titanium, galvanofarming and intra-oral bonding techniques. He has presented live-surgery-demonstrations, published in multiple journals, lectured and presented poster-presentations at national and international congresses.



Tracey Lennemann RDH BA

Tracey Lennemann is an international professional speaker and trainer. She has been a practising clinical dental hygienist since 1986 in the USA and in Europe.

Tracey holds an Associate Degree in Dental Hygiene and BA in Dental Hygiene Washington, USA. She is a member of the ICOI, ADIA and DGOI. Tracey is Zig Zaglar Company T3 Trainer and has developed her own motivational training programmes and workshops for dental teams. Tracey is CEO of in2moton Ltd and develops individual workshops for dental practices, private continuing education programmes, Study Clubs, symposiums and dental associations. She lectures for a variety of dental companies in Europe, UK, USA and other countries internationally.



Iain McElarney MSc

Iain McElarney graduated in 1999 with an MSc in Medical Microbiology from University of the West of England. His thesis concentrated on the development and modification of oral biofilm.

After spending 6 years in pathology sales, he moved to MAST Diagnostics. Managing challenging projects enabled him to become involved in many areas of infectious disease and oncology diagnostics. He is currently working with Dentalyse, a division of MAST on market development for an exciting new range of molecular tests for diagnosis of sepsis. Dentalyse started in 2005 after the realisation that despite being part of standard dentistry practice in Europe for many years, high quality DNA diagnostics was not available in the UK. As Managing Director, Iain is often invited to present to specialist groups around the UK. He has found that casting a modern light on risk analysis and patient specific therapy has proven to be of great value to practices, patients and himself.



Juergen Mehrhof MDT

Juergen Mehrhof completed his dental technician training in Speyer am Rhein. 1993 saw his first contact with complex implant supported restorations in Honolulu and he gained his Masters degree in Berlin in 1996.

Since 1995 he has operated his own dental laboratory in Berlin, which is becoming a centre of exchange and education with emphasis on new concepts in the "world of dental techniques". Major specialties comprise function, all ceramic restorations and implant supported superstructures in close cooperation with the patient and the dentist considering aesthetic aspects. He has created a concept to rehabilitate patients showing hard and soft tissue deficiencies with a fixed implant-supported superstructure (PBLG-Structure). He was appointed a member of Oral Design in 2003 and is a founding member of "dental excellence- International Laboratory Group". He has published and lectured international since 1999.



Jamie Newlands BDS Glas LFHom RCH Glas

Jamie Newlands graduated from Glasgow Dental Hospital in 2001. Shortly afterwards he developed a keen interest in aesthetic dentistry using all ceramic and composite resin techniques. In 2003 he graduated with L.F.Hom R.C.H. from the Royal College of Homeopathy.

In 2005 Dr Newlands took on Cerec 3D and having undergone training in Harley street and the USA he went onto start teaching Cerec 3D. Jamie has had clinical and research articles published both nationally and internationally. In 2007 he became Clinical Director of the Berkeley Clinic in Glasgow's Charing Cross. On top of this he has recently started an MSc in primary dental care with a specialist interest in restorative dentistry.



Mark Oborn MDTA LBDST Dip Mgmt (Open)

Mark Oborn is an accomplished speaker and runs a dental laboratory in the West End of London specialising in implants and cosmetic cases. He introduced CAD CAM in to his laboratory 4 years ago by purchasing the inLab system.

Since then he has completed over 5000 units gaining a huge amount of experience with the system. He is currently the only Sirona Certified inLab trainer in the UK, and is one of only a handful of carefully selected Beta testers for the system worldwide. In a search for efficiency and effectiveness he continues to push the system to its limit, seeking to incorporate CAD CAM technology in to every facet of his business.



Saevar Petursson BDS MSc

Saevar Petursson graduated Candidatus Odontologie, University of Iceland, Faculty of Dentistry in 1987; MSc Oral and Maxillofacial Surgery 1994 from the University of London, Eastman Dental Institute. He gained his Icelandic Dental Licence 1987 and British Dental Licence 1992.

He worked in Private Practice, Reykjavik, as SHO in Oral and Maxillofacial Surgery, Glasgow Dental Hospital and School and associated hospitals and Visiting registrar in Oral and Maxillofacial Surgery, Queen Victoria Hospital, East Grinstead. Since 1995 he has worked in Private Practice, specialising in Oral and Maxillofacial Surgery and Implant Dentistry, Reykjavik, since 1997 part time consultant (specialist) in Oral and Maxillofacial Surgery, University National Hospital, Reykjavik and from 1998-1999, lecturer in Oral and Maxillofacial Surgery, University of Iceland, Faculty of Dentistry. He is a member of the Icelandic Dental Association; British Society of Oral and Maxillofacial Surgeons; International Association of Oral Maxillofacial Surgeons; EAO, AO and Fellow (ITI) lecturing widely for both the Association and ITI and presenting posters internationally.



Ronald G Presswood DDS

Ronald Presswood graduated from the University of Texas Dental Branch, Houston, 1965, interned in the US Navy 1965-66 and entered private practice in Houston in 1968.

Membership has included Houston District Dental Greater Houston Dental Meeting Council, Texas Dental Association, The American Dental Association, The Operative Academy, The Academy of Fixed Prosthodontics, The Southwest Academy of Restorative Dentistry, The Southwest Prosthodontic Society, The Academy of General Dentistry, Fellow of the International College of Dentists and Fellow of the American College of Dentists, Omicron Kappa Upsilon. He has published in various state and local journals and has lectured and taught at major meetings worldwide. He is an Adjunct Professor of Clinical Dentistry at the University of Texas Houston Dental Branch and served as a member of the Board of Directors and Associate Faculty of the L.D. Pankey Institute, Florida 1981-1993.



Lambert J Stumpel DDS

Lambert Stumpel is a 1982 graduate from the Royal University of Utrecht, School of Dentistry, the Netherlands. He practiced on the island of Aruba until 1985 after which he was in private practice in Breda, the Netherlands. In 1991 he relocated to San Francisco.

He is the former (1992-2006) Director of Implant Prosthetics, Oral & Maxillofacial Residency Program, University of the Pacific, San Francisco, additionally he maintained an assistant professorship at The University of California San Francisco, School of Dentistry (1995-2006). Dr Stumpel is the holder of two patents for implant related dental devices, has authored over 20 scientific publications and is a frequent lecturer. Dr. Stumpel maintains a private practice in San Francisco, CA.



Ian Taylor CDT

Ian Taylor is a partner and director of Castle Ceramics a Private Dental Lab in Tamworth Staffordshire where the laboratory's 25 seat lecture room plays regularly host prominent speakers to share tips, techniques and tricks that lead to more enjoyable work and to achieving outstanding predictable outcomes for patients.

Ian is a Past Chairman of the Dental Laboratories Association (DLA) and chair of their materials and technical quality committee for 5 years. Ian has had articles published in the BDA magazine, DLA Journal, and Quintessence Journals on digitised dental technology and other new innovations. Ian is a full member of the British Association of Cosmetic Dentistry, (BACD) and has passed the written assessment on the way to full accreditation of the American Academy of Cosmetic Dentistry (AACD).



Mark Thomason BDS FDS RCS (Ed) PhD

Professor Mark Thomason qualified BDS Newcastle in 1983, and after a series of junior hospital posts was appointed lecturer in Prosthodontics in Newcastle in 1985. He obtained his FDS RCS Ed in 1987 and completed his PhD in Periodontics 1995. In 1998, he was promoted to Senior Lecturer with an honorary consultant contract in Restorative Dentistry.

He was made a visiting Professor in the Faculty of Dentistry, McGill University Montreal, Canada, 2002-2003 and subsequently Adjunct Professor in the Faculty. Mark was appointed to a Personal Chair in Prosthodontics and Oral Rehabilitation in Newcastle in recognition of his work in these fields.

He is the current President of the BSSPD and President of the Gerodontic Oral Research Group of the IADR. He is the immediate Past President of both the Prosthodontics Research Group of the International Association of Dental Research and the European College of Gerodontology. He is the current Editor of the European Journal of Prosthodontics and Restorative Dentistry.

His research interests include management of oral problems in organ transplant patients and patient satisfaction and associated patient satisfaction and quality of life issues in relation to oral rehabilitation and in particular, implant supported prosthesis.



Paolo Trisi DDS PhD

Paolo Trisi has maintained a Private Practice in Pescara since 1988. He graduated from the University of Chieti, Italy. He has dedicated his career to research in the field of tissue reaction to endosseous biomaterials and bone regeneration. He founded and is Scientific Chairman of the "Biomaterials Clinical Research Association".

He was formerly Assistant Professor at the Dental School of the University of Ancona, Italy and at the Dental School of the University of Chieti, Italy. He is a Member of the Board of Directors of the "Sename" Implantology Association, Co-founder and Vice President of the ICOI, Italy, member of the editorial board of the Implant Dentistry Journal, active Member of the European Association of Osseointegration, author and co-author of more than 70 papers published in national and International journals and lecturer at national and International Congresses.



Tomaso Vercellotti MD DDS

Professor Tomaso Vercellotti graduated in Medicine and Surgery cum laude in 1979 and specialised in Odontostomatology at University of Studies of Genoa in 1984. Positions include Honorary Professor at UCL Eastman Dental Institute of London, Visiting Professor in many Italian and International Universities. He is an active member: AO, ICOI, EAO, SIdP (Italian Society of Periodontology), an International Speaker: AO, EAO, AAP, NYU, USC, ICOI and was the 2005 recipient of the Andi Award from the Italian Dental Association for scientific and cultural merit.

Prof Vercellotti is the inventor of Piezoelectric Bone Surgery. He authored the first scientific clinical articles on Piezoelectric Bone Surgery, new surgical techniques and two chapters on the Piezoelectric Sinus, Lift procedure. He is the founder of Piezoelectric Bone Surgery Academy for Advanced Surgical Studies, whose goal to teach is the Piezoelectric Bone Surgery and to offer continuing educational support to clinicians. Prof Vercellotti maintains a private practice limited to Periodontology and Implantology in Genova (Italy) He has been dedicated, for over 25 years, to clinical education and the rehabilitation of complex cases.

Thomas von Arx PD Dr med dent



Thomas von Arx graduated in 1980 presenting his Thesis in 1985 and Habilitation (PD Privatdozent) in oral surgery and stomatology in 2002 all at the Medical Faculty, University of Berne, Switzerland.

From 1981-83 he worked in private practice in Solothurn, Switzerland, from 1981-1987 at the Department of Oral Surgery, University of Berne, 1988-1998 at the Department of Oral and Maxillofacial Surgery, State Hospital Lucerne, from 1998-99 as visiting research Professor at the University of Texas Health Science Center at San Antonio (Prof David Cochran), from 1999 Assistant Professor and Senior Lecturer, Department of Oral Surgery and Stomatology School of Dental Medicine University of Berne (Prof D Buser) and from 2002 as

Associate Professor. His main research area with 100 publications in peer-reviewed journals include endodontic surgery, guided bone regeneration in implant dentistry, bone harvesting and dental traumatology.

POSTER BOARDS

Clinicians, technicians and research students involved in implant dentistry are invited to submit to the 2009 Congress, a poster on good practice based study or research of any dental implant related topic. Successful posters will be displayed throughout the Congress and adjudicated on site. A **Poster Prize** for the best judged presentation will be awarded during the plenary sessions.

Applications are available on line at www.adi.org.uk Submissions must be received by **27 February 2009**.

TECHNICAL HEALTHCARE EXHIBITION

A major dental implant healthcare exhibition is accessible to delegates throughout the Congress. Join colleagues for a breakfast coffee in **Hall 3** on both days and use the scientific programme catering breaks to visit the stands.

Participating companies will actively demonstrate many increasingly diverse technologies and product lines new to the dental implant market.

Company product descriptions and stand plan will be published in the on-site Congress and Exhibition Guide.

EXHIBITORS TO DATE INCLUDE:

3MESPE

A-Dec Dental UK

Astra Tech UK

Atlantis

Bicon Marketing

BioHorizons UK

Biomet 3i

Bredent UK

CGI Group

Dentsply Friadent

Etkon

E-Woo Technology UK

Exactech UK

GC UK

Geistlich Biomaterials

General Medical Equipment Co

IDT Dental Products

Imaging Technologies

Implantium UK

J&S Davis

James Hull Associates

Nobel Biocare UK

Optident

Panadent

Planmeca

Ruebeling & Klar Dental Laboratory

Samera

Sirona Dental Systems

Southern Implants UK

Straumann

Swallow Dental Supplies

The Dental Imaging Company

Zhermack

ACCREDITATION

CPD verified certificates will be provided at the conclusion of the Congress on completion of appropriate evaluation forms.

Full Congress attendance offers up to 16 verifiable hours CPD.

For those who attend the **Post Congress Industry Day** further hours CPD will be provided.

THURSDAY 7 MAY
PLENARY SESSIONS

All registered attendees are invited to **Hall 1** for the opening session until the morning coffee break at which time a combined parallel programme for hygienists, nurses, practice managers and receptionist will commence in **Hall 4**.

- 0800 Registration in **Hall 1 Foyer**
Coffee and Croissants - Technical Exhibition
- 0915 OPENING CEREMONY
- 0930 **Moderator : Anthony Bendkowski**, ADI President
Predictable long term reconstruction: Biological concept for bone grafting
Professor Fouad Khoury, Germany
- 1030 *Coffee - Technical Exhibition*
- 1100 **Fixed reconstructions for the maxilla: debunking the over-denture myth**
Lambert J Stumpel, USA
- 1200 **Implant therapy in severely atrophic edentulous patients**
Matteo Chiapasco, Italy
- 1300 *Buffet lunch - Technical Exhibition*
- 1400 **Moderator : Paul Stone**, ADI Scientific Committee
The dynamics of nature in oral implantology
Juergen Mehrhof, Germany
- 1500 *Tea - Technical Exhibition*
- 1530 **Sinus floor elevation procedures - all you need to know**
Saevar Petursson, Iceland
- 1630 **The power of planning - pearls and pitfalls of computer guided implantology**
Jan Kielhorn, Germany
- 1730 CLOSE OF SESSIONS
- 1800 CLOSE OF TECHNICAL EXHIBITION
- 1830 -
2000 **WELCOME RECEPTION - BMAG**

FRIDAY 8 MAY

PLENARY SESSIONS

- 0800 *Coffee and Croissants - Technical Exhibition*
- 0900 **Moderator : Michael Norton**, ADI Scientific Coordinator
- Ultrasonic site preparation: new prospects in implantology**
Professor Tomaso Vercellotti, Italy
- 1000 **Aesthetic treatment planning for implants and teeth using all ceramic restorations**
Kenneth S Hebel, USA
- 1100 *Coffee - Technical Exhibition*
- 1130 **Immediate or delayed loading, when and how: biological and clinical guidelines**
Paolo Trisi, Italy
- 1230 *Buffet Lunch - Technical Exhibition*
- 1330 **Moderator : Stephen Jacobs**, ADI President Elect
- Dental trauma and subsequent implant therapy**
Thomas von Arx, Germany
- 1430 **Occlusal management on implants: A formula for long term success**
Ronald G Presswood, USA
- 1530 *Tea - Technical Exhibition*
- 1600 **Implant overdentures - a minimum standard for care?**
Professor Mark Thomason, UK
- 1700 **Poster Prize** Awarded by the ADI President
- Research Presentations 2007 Award Winners:**
'Patient consent in implantology' : Nilesh Shah
- 'The development of surface modified titanium alloy for dental implant: Effect on protein adsorption and osteoprogenitor cell adhesion and proliferation' : Lertrit Sarinnaphakorn**
- 1730 CLOSE OF SESSIONS

THURSDAY 7 MAY

0800	Registration in Hall 1 Foyer	<i>Coffee and Croissants - Technical Exhibition</i>
0915	All team attendees are invited to Hall 1 for the opening plenary	
	1030 <i>Coffee break</i>	1300-1400 <i>Buffet Lunch</i>
		1530-1600 <i>Tea break</i>
Hall 4	Moderator : Claire Crabb, RDN	
1100 -	Building Blocks for a Dental Implant Practice - Solid Foundations	
1700	Tracey Lennemann, USA Carole Brennan, UK	

This combined programme has been structured to provide implant education specifically for the entire dental implant team at all levels of experience:- hygienist, nurse, practice manager and receptionist.

The course will

- *review various aspects of practice management and team involvement*
- *increase understanding of aspects of communication and how choices are made*
- *enable personality types to be discovered and how this relates to the team*

Have you ever wondered why some people are highly motivated and some are not?

Why some of your patients have perfect compliance but others not?

Perhaps you used to be motivated but now are in a phase that nothing is quite as fun, exciting or fulfilling as it used to be?

Has your profession turned into just a job?

Everyday in our lives, communication plays an essential role. What we say, how we say it, the body language we use and what we think, affects the outcome of the conversations we have.

A successful dental implant practice includes a team-based communication system and a fully functioning, profitable dental hygiene department that incorporates the latest clinical concepts. Different components such as; office management, employee management, patient management, marketing and clinical skill management are essential for a high quality, up-to-date dental practice.

The entire **Dental Team** plays the most important role in implementation of these aspects.

This fun, entertaining and thought provoking presentation for the entire dental team, will challenge you to think about the various aspects of a successful implant practice, to creating a solid foundation to grow from and showing you the possibilities of how to increase profits, productivity, and patient satisfaction through team support and integration of sales, communication and customer service.

Techniques of understanding our patients needs, how they process information and what motivates them to invest time and money into dental health will be introduced. We will focus on how to build better relationships with patients by improving communication skills for motivating patients to accept treatment and improve their dental health. And last but not least, this course will challenge you to take a look into your own life and how you communicate and motivate yourself and others for future success at work and in your private life.

This course will challenge you to think about the following:

- *Practice Vision and Image; where am I now, where do I want to be?*
- *Private vs. NHS; long term success and guarantees*
- *The human side of dentistry; creating trust and loyalty*
- *Effective communication; patient management*
- *Selling/recommending implants - team concept*
- *Discover your own individual personality type & learn your co-workers' types*
- *Problem solving within the team*
- *Differences between how men and women think and communicate*
- *Trusting intuition and gut feeling; respecting oneself and others*
- *Dentist's role and involvement (how to delegate)*
- *Loving what you do*
- *And much, much more!*
- *4 corner stones of a successful Implant practice; creating a solid foundation*
- *Team concept of practice management; working together for success*
- *Office manager's front desk duties*
- *Nurse's flipchart - description of more involved role*
- *4 personality types; individual needs and wants of each type*
- *Increase understanding for different perspectives*
- *Optimise your communication skills with each individual type*
- *NLP and our primary representations processes*
- *Motivated patients and staff; team support and involvement*
- *Hygienist's role and participation in the team*
- *Referrals and new patients*

FRIDAY 8 MAY

- 0800 *Coffee and Croissants - Technical Exhibition*
- Moderator : **Claire Crabb**, RDN
- 0930 **The Essentials of Dental Implant Nursing**
presented by the team from the Dental Nurse Education & Training Centre
at Guys, Kings & St Thomas' Hospitals, UK
Katharine Bond, Beverley Coker, Jillian Eastmond, Leah Waters
- Introductions and welcome**
The qualification now and next
- 1030 *Coffee - Technical Exhibition (Room divided for interactive parallel workshops)*
- 1100 **Hall 11** **Treatment planning, contra-indications**
Radiographic assessments of implant patients
- Hall 11A** **Smoking cessation - raising the issue with patients**
- 1145 Attendees stay in Halls and speakers swap
- 1230 *Buffet Lunch - Technical Exhibition*
- 1330 **Hall 11** **Medical emergencies and implant patients**
- Hall 11A** **Oral hygiene suite**
- 1415 Attendees stay in Halls and speakers swap
- 1500 *Tea - Technical Exhibition (Room divide removed)*
- 1530 **Communication**
Dealing with the demanding patient
- 1630 **Q & A**
Evaluation
- 1700 CLOSE OF SESSIONS

The day's programme is full to bursting with the 'Essentials' of dental implant nursing presented by highly respected UK providers of CPD implant nursing programmes. Plenary sessions will be broken into smaller interactive sessions for a major part of the day.

The course will complement topics covered in the previous day's combined team programme and focus on issues vital to successful implant nursing at all levels of experience.

FRIDAY 8 MAY

0800 *Coffee and Croissants - Technical Exhibition*

0915 **A Journey through CAD CAM Technology**

Moderator : **Larry Browne**, ADI Technician Representative

0915 Welcome and introduction

0930 **Procera by Nobel Biocare**

presented by: **Hans Geiselhöringer** Dental Technician, Germany

Now very well established as a third party provider of computer designed restorations. Certainly the longest pedigree and could claim to be the creator of the whole world-wide CAD CAM market. Like all the major systems innovation and improvement continues and it will be interesting to see where the Company think they are in relation to the other, more recent, rivals in the market place.

1100 *Coffee - Technical Exhibition*

1130 **Lava (TM) by 3M**

presented by: **Jamie Newlands**, Clinician, Glasgow, UK

Ian Taylor Dental Technician, Tamworth, UK

Having established their service centres to cover the whole of the country it is clear that 3M are riding on the back of a confident expansion programme and aiming at the quality end of the market. Well researched and marketed it will be sure to be a favourite of many interested parties. Is this the one for you? Certain to be well represented with interesting speakers.

1300 *Buffet Lunch - Technical Exhibition*

1400 **In-lab by Sirona**

presented by : **Mark Oborn**, Dental Technician, UK

Many technicians interested in the CAD CAM market like the idea of being in control of the milling and fritting. In-Lab offers this "in house" package and have a tremendous pedigree, with many installations across the country and world wide. As part of the Sirona CAD CAM program , which includes the clinically successful Cerec system, there is a wealth of clinical and technical knowledge to call on.

1530 *Tea - Technical Exhibition*

1600 **etkon by Straumann**

presented by : **Ashley Byrne**, Dental Technician, **James Green**, Clinician, UK

Within a really short time span etkon by Straumann has risen to be a front runner in the third party CAD CAM market. The companies success in Germany, the most sophisticated European market, has been startling and its continued growth will no doubt attract many new users. Heavily committed to the quality end of the market but with a real interest in the laboratory support programme. They run a 10 hour a day telephone support for users.

1730 CLOSE OF SESSIONS

FRIDAY 8 MAY

The full day programme is structured for everybody with an interest in **CAD CAM** technology for dentistry. **CAD CAM** is undoubtedly the most influential impact on the dental market for many years. Those of us involved in its day-to-day use fully understand the profound effect it is having on our thinking and our working lives.

Historically, we have had a heavy dependence on many very old and established skills, such as the lost wax process for casting. Indeed dental technicians can rightly claim to be the world leaders in this skill. However it does seem as if we are now seeing the eventual end of this traditional method of producing metal restorations.

The computer guided technology does seem capable of answering almost any questions about the future manufacture of individualised restorations for our patients. There are of course several hurdles we need to overcome in the marketplace before we fully embrace this wonderfully exciting innovation.

For many the inherent financial investment is daunting as is the prospect of the technology being superceded, just as soon as you have invested your hard earned money!

This **CAD CAM** day has been introduced to the Congress by **Larry Browne**, who has spent the past few years involved with these various systems. He has invested, 'perhaps more than he should have done', in finding out which system offers the best balance and service for the present and for the future.

Larry has experience of each of the systems which are presented on this day. He believes that they offer the widest possible choice to the interested laboratory owner. If you want to know which is the system for you then this programme must be a worthwhile use of your time. You will undoubtedly see impressive examples of cases and constructions and be able to ask questions directly to the speakers and the company representatives on the exhibition stands.

This is not just a day of lectures but a real chance to find out what you need to know about this much heralded science. Come with your questions and come with your problems.

This is a real chance to find out all you need to know about CAD CAM technology and its place in your working life.

Dental technicians play a huge role in the success of dental implant treatment.

The dental laboratory working with implants must continue to invest in keeping abreast of scientific and technical advances.

Since July, GDC regulation requires all dental technicians to be listed on their statutory register. This means maintaining verifiable CPD.

ADI membership can help the laboratory in many ways. Over 100 labs currently registered have experienced these benefits.

ADI technician membership applies to the whole laboratory - one 'principle' becomes the contact member. Everybody else in the lab is eligible to enjoy all member benefits, whether it's one, five or twenty additional people.

The 2009 Congress technicians' programme has been carefully structured for active laboratories to attend the full day Plenary sessions on Thursday (hear Juergen Mehrhof from Berlin's latest thoughts on the 'dynamics of nature in oral implantology'), raise your questions on **CAD CAM** technology on Friday and choose from the variety of specialised workshops and masterclasses on Saturday.

Join over 1,000 fellow technicians, clinicians and implant team professionals for three days and gain at least 16 hours CPD.

FRIDAY 8 MAY

0800 *Coffee and Croissants - Technical Exhibition*
 1100-1130 *Coffee break* 1300-1400 *Buffet Lunch* 1530-1600 *Tea break*

Moderator : Lisa Mains, Dip, BHDT

0900-1700 **A Journey through Biofilm Pathogens: Moving towards the whole Body Therapy**

Tracey Lennemann USA, **Carole Brennan** UK, **Iain McElarney** UK

This intensive day programme will take you on a journey through the world of periodontal pathogens, what they are, how they affect us and what importance they play in peri-implantitis and periodontitis. You will get a first hand look from a microbiological perspective at the pathogens and how they are analysed.

The course will show you how to create a communication concept for advising and motivating your patient to accept analysis and treatment, and discuss non-compliance and complications.

You will be given guidelines to which patients are more susceptible to the pathogens and offer you complete treatment options and solutions for those patients which test positive for the pathogens along with contraindications for implants.

Objectives include:

- **Understanding microbiology and the links to periodontitis and peri-implantitis**
- **Identifying current strategies for biofilm & patient management**
- **Modifying dental treatment plans in relation to patient's overall therapeutic regimen**

Are you tired of being the tooth cleaning person?

Are 20 minute scales and polishes exhausting for you?

Do you feel you never have enough time to properly treat your patient?

Or perhaps you have been doing this for so long you forgot was it was that brought you to this profession.

Duties as a dental hygienist have changed and are much more detailed then just scaling and polishing a bit of homecare instructions. Think of yourself as a co-therapist working together with the dentist. We all know how important it is to have created a solid foundation for dental implants.

In short, periodontal treatment needs to be completed before the implant is placed. But, the past 20 years of dental research has given us new insights into the treatment of periodontal disease. The way we look at bacteria (biofilm), supra and subgingival calculus, and the links to systemic and genetic conditions have changed the way we care for and treat our patients today.

Before we begin periodontal treatment, it is vital that the proper pre-therapy procedures and treatments are performed along with having an organised practice management system in place. (See Thursday's course). This will help prepare the patient and the team for the next steps of periodontal therapy, implant procedures and maintenance.

- *Biofilms vs. dental plaque and what has changed*
- *Role it plays in peri-mucositis and peri-implantitis*
- *Patient selection and motivation*
- *Patient specific testing*
- *Patient specific treatment planning*
- *Full mouth disinfection, what and when to administer*
- *Photo dynamic laser therapy, what is it?*
- *What are the costs?*
- *Complications and contra-indications*
- *Dental hygienist and dentist involvement*

- *Bacterial species & periodontal pathogens*
- *Initial steps for pre-therapy management*
- *Why DNA Testing, when is it recommended?*
- *How to recognize the patients*
- *Various treatment guidelines*
- *Antibiotics, when and what to prescribe*
- *When and how often should I retest?*
- *How do I "sell/recommend" it?*
- *Effect on peri-implantitis*

POST CONGRESS INDUSTRY DAY

SATURDAY 9 MAY

INDUSTRY WORKSHOPS & MASTERCLASSES

The ADI is delighted to have received such support from the industry to introduce a new feature to the 2009 biennial congress - parallel post congress industry sessions.

The following 6 parallel intensive workshops/masterclasses offer congress attendees a unique opportunity to participate in smaller sessions of specialist interest while gaining further verifiable CPD.

For the convenience of all delegates, this extended implant education programme will take place either at the ICC or the adjacent Hyatt Regency Hotel.

All sessions will be of limited attendance and allocated on a first-come, first-served basis.

Please read the information on each of the programmes and make your booking directly with the company as directed.

This commitment by the companies to the Congress scientific programme is greatly valued. We urge all delegates to make the time to increase their knowledge in specific implant techniques.

Do not delay signing up for an intensive programme of your choice.

POST CONGRESS INDUSTRY DAY

SATURDAY 9 MAY

INDUSTRY WORKSHOPS & MASTERCLASSES



Multi System Advancements in Digital Dentistry with Astra Tech

0930	Registration and refreshments
1000	Introduction
1015	Atlantis Patient Specific Abutments
1115	Coffee
1130	Atlantis in the dental laboratory
1230	Lunch
1315	Facilitate computer guided planning... clinical advantages
1400	Workshops and Q and A
1500	Close

The world of implant dentistry is rapidly changing with demands on all members of the implant team to be aware of the latest advancements in technology. The **Astra Tech** workshop will provide clinicians and technicians who work with the major implant systems an opportunity to listen to key speakers from within the field of digital dentistry and how these new solutions can benefit your clinic and laboratory.

Delegates will receive a CPD certificate and a gift voucher to use on these products.

This event is free of charge to attend. To confirm your place please call **01453 793235** or email dental.education.uk@astratech.com



Advanced Techniques and Clinical Indications for Guided Surgery: Leveraging Advantages and Addressing Complications

Lecturer: **Piotr Majewski** (MD, Dr. n. med), Jagiellonian University of Krakaw, Poland

After completion of this day course, the attendees should be able to:

- Read CT data and understand the facial and cranial anatomy of the scan
- Use the scan data to treatment plan for Guided Implant Surgery
- Evaluate clinical indications for the use of Guided Surgery
- Analyze chair time vs. planning time
- Understand the advantages of the Navigator Guided Surgery system
- Prevent complications and know how to address them

Times : from **1000** till **1500** with 2 coffee breaks and lunch.

This course will be held in **Hall 7, ICC** and is **complimentary** for all ADI Congress participants.

As the space is limited, please register in advance with **BIOMET 3i** by emailing ukmarketing@3implant.com or calling **01628 829 314**



Lecturer: **Dr Sven Hangert**

Zirconia implants - Fact of Fiction?

Zirconia has blossomed as a material in the last decade. Developments in zirconia CAD CAM prosthetics have put the material into every practice, so why is it we are not using it more for implant working?

Since the demands of the patients for excellent esthetic results have increased significantly over the past years and with the newly developed manufacturing techniques, special bio-connect surface, excellent biocompatibility and a refined surgical protocol - zirconia is proving to be the implant material of the future. **Come and see for yourself!**

Fast & Fixed - Stable teeth immediately!

More and more patients want to receive fixed restorations - immediately. This is not a simple task for the dentist since insufficient bone quantity in the edentulous ridge frequently excludes the use of a conventional implant therapy. Consequently, a treatment concept which allows to prepare fixed restorations without augmentation and several surgery procedures represents an attractive alternative. **Come and see for yourself!**

Venue: **ICC, Hall 6** Time: **1000-1400** (Lunch included) Booking fee: **£35**
Contact Details: **Mrs Claire Ledger**
Bredent UK Ltd, Suite 1, 67-77 Chatsworth Road, Chesterfield S40 2AL
Booking: email: **medical@bredent.co.uk** Tel: **01246 559 599**

Booking is essential as places are limited to 50 participants!

Geistlich

Biomaterials

Socket Preservation / Ridge Preservation

A Hands-On Masterclass by **Dr. Karl-Ludwig Ackermann**, Germany

What is the current thinking regarding "Conservative Socket Preservation"?
What are the techniques for Atraumatic extraction?
How can I reduce the complexity of a later implant or bridge treatment plan?
What techniques should I be performing to best manage the soft tissue?

Twenty UK practitioners will have the unique opportunity to "Develop their skills," both theoretical and practical, in the company of International Opinion Leader, **Dr. Karl-Ludwig Ackermann** and **Geistlich Biomaterials**, the Leaders in Dental Bone and Tissue Regeneration.

The Masterclass and Hands-On programme will cover:

1. Socket Preservation

- Atraumatic extraction • Socket preparation • Protocol for application of Biomaterials within the fresh socket
- Socket sealing: - Connective tissue harvesting - Connective tissue transplant and fixation

2. Ridge Preservation • Buccal fenestration and/or dehiscence • Protocol for Membrane application

Venue: **Hyatt Regency Hotel**, Birmingham
Registration time: **0830** Programme time: **0845 -1300** Lunch: **1300**
Contact details: **Mrs Alison Rogers**, Sales and Marketing Coordinator,
Geistlich Sons Ltd, Long Lane, Chester CH2 2PF. Tel: **01244 347 534**
Cheques payable to: **Geistlich Sons Ltd**
Price: **£195 +VAT**, to include Coffee, Lunch and all Hands-On materials & instrumentation.



Mectron Piezosurgery Masterclass

Lecturer: **Professor Tomaso Vercellotti**

Venue:	Hyatt Regency Birmingham - Sonata Room
Registration:	0845 - 0915
Lecture:	0915 - 1100
Coffee Break:	1100 - 1115
Hands On:	1115 - 1300
Buffet Lunch:	1300 - 1400

The Mectron Piezosurgery Masterclass presents an opportunity to hear all about this exciting new technology from the developer Professor Vercellotti. The lecture will cover the various techniques where Piezosurgery is used including, extraction, bone remodelling, block grafts and sinus lifts. There will be an opportunity to try out the system and use the various types of insert tip for cutting and harvesting bone.

An information pack and refreshments are included.

Price: **£195.00** inclusive of VAT
(cheques payable to **General Medical**)

Send to: **General Medical Equipment Co Ltd**,
Crown House, Hopton Park, Devizes, Wiltshire, SN10 2EU.
Telephone: **01380 734990**



A global leader in implant dentistry and oral tissue regeneration, **Straumann** invites all delegates to their FREE workshops, where you'll discover how Straumann's surgical, restorative and regenerative solutions can help take your practice/laboratory that one step further.

Taking place in the ICC's **Executive Suites**, Straumann's informative and exciting lectures will take a look at some of their most advanced solutions and latest developments to enter the UK dental market. Each of the three lectures will be showing at 09:30, 10:30 and 11:30, so you can catch all three without missing a thing!

SLActive : Frank Schwarz - Discover how to optimise implant stability with this innovative surface treatment. Straumann's SLActive implant surface technology, sets a new standard in tooth replacement and patient care by reducing healing time by half, to as little as three to four weeks, resulting in shorter treatment protocols, increased predictability and earlier implant loading. This lecture will offer delegates the perfect solution to the challenges presented by daily practice.

Straumann etkon - CAD/CAM : Ashley Byrne - Take the creation of restorations to a new level with the latest CAD/CAM technology. Etkon provides technicians with state of the art CAD/CAM technology to produce restorations clinicians will be delighted to fit. The system produces single and large span multi-units in a variety of aesthetic materials to a level of accuracy unmatched by any other system. This lecture will enable the delegate to understand how they can integrate this unrivalled technology in to their laboratory or practice with ease.

New Product Launch : Anthony Bendkowski - Hear about the latest innovation in bone augmentation. Many patients who undergo surgical tooth replacements have inadequate bone and therefore require additional surgical procedures. This lecture will introduce delegates to Straumann's latest innovation, which has been specifically designed to help support the process of hard and soft tissue regeneration procedures.

After the final showings, delegates can join the lecturers and the Straumann team for light refreshments and to discuss the day's events.

To reserve your place call the Education Department on **01293 651270**.

SOCIAL EVENTS

To complement the Scientific Programmes, the 2009 Congress programme includes two major social events. Please read the information regarding each event and note the booking requirements for both the inclusive **Welcome Reception** and optional **American Pie Party**



WELCOME RECEPTION



Thursday 7 May
1830-2000

Birmingham Museums
and Art Gallery,
Victoria Square

Drinks and canapés will
be served throughout the
magnificent Victorian galleries



The **Welcome Reception** is complimentary to all fee paying delegates. Tickets must be requested on the application form. Non Congress guest tickets may be purchased - *see registration form for details.*

Dress: **Smart casual** Admittance: **Ticket only**

"AMERICAN PIE PARTY"



Sandy & Danny

Friday 8 May 1930-0100

This ever popular Congress **EVENT** will be bigger than ever to enable all attendees and industry colleagues to join in and **PARTY**.



Rubber Biscuit Band

INFORMALITY IS THE KEY

American style seated supper '**Grease is the word**' cabaret, **Rubber Biscuit** soul, rhythm 'n' blues 12 piece band, popcorn, ice cream, doughnut stalls, dodgem cars, **Sandy, Danny** and the **Grease Lightning car** get in the groove & dance til late!!!



The New Bingley Hall,
Hockley Circus
(five minutes by
taxi from the ICC)



DRESS TO IMPRESS - Prizes for the best!

**Ticket cost per person to include
all food and half bottle of wine : £75**

Tickets must be purchased in advance - no tickets will be sold on site. Table seating forms will be issued on request for those who wish to form their own seating groups.



ACCOMMODATION

The Birmingham Convention Bureau has been appointed to handle all Congress accommodation. Preferential rates have been secured for ADI delegates.

Please note reservation conditions and book early to ensure your first choice.

BOOK ONLINE
at www.BirminghamConventionBureau.com/adi2009

Hotel	Indication of Rating	Single Room Rate per night (Single occ)	Twin/Double Rate per night (Double occ)	Twin/Double Rate per night	Rate Includes
	£	£	£		
BIRMINGHAM CITY CENTRE					
1* City Inn Hotel	***	N/A	135.00	145.00	EB/VAT
2* Copthorne Hotel	****	N/A	98.00	108.00	EB/VAT
3* Crowne Plaza Birmingham	****	N/A	155.00	169.00	EB/VAT
4* Etap Birmingham Centre	budget	N/A	40.95	43.90	CB/VAT
5* Express by Holiday Inn	budget	N/A	105.00	105.00	CB/VAT
6* Hyatt Regency	****	N/A	175.00	190.00	EB/VAT
7 Jurys Inn Birmingham	***	N/A	109.00	118.00	EB/VAT
8* Macdonald Burlington	****	110.00	120.00	130.00	EB/VAT
9* Malmaison Hotel	****	N/A	155.00	165.00	EB/VAT
10* Novotel Centre	****	N/A	135.00	145.00	EB/VAT
11* Radisson SAS Hotel	****	N/A	129.00	139.00	EB/VAT
12* Ramada Birmingham	***	N/A	130.00	140.00	EB/VAT

All rooms are with bath or shower. *Rates at these hotels are specially discounted for ADI delegates

EB English Breakfast **VAT** Value Added Tax **CB** Continental Breakfast **Budget** Budget Accommodation

NB: The special rates featured are applicable to the allocation of bedrooms being held for clients reserving their accommodation via the BCB. All bedrooms allocated are held up to 28 days prior to the event. The prices shown cannot always be guaranteed if the allocation of bedrooms has been sold or released.

For full details of the accessible facilities available at any of the above hotels please contact the BCB.

If you would like to receive copy of this information in large text or alternative format please contact the BCB at:

Email: CallCentre@marketingbirmingham.com

Telephone: **+44 (0) 121 202 5005**

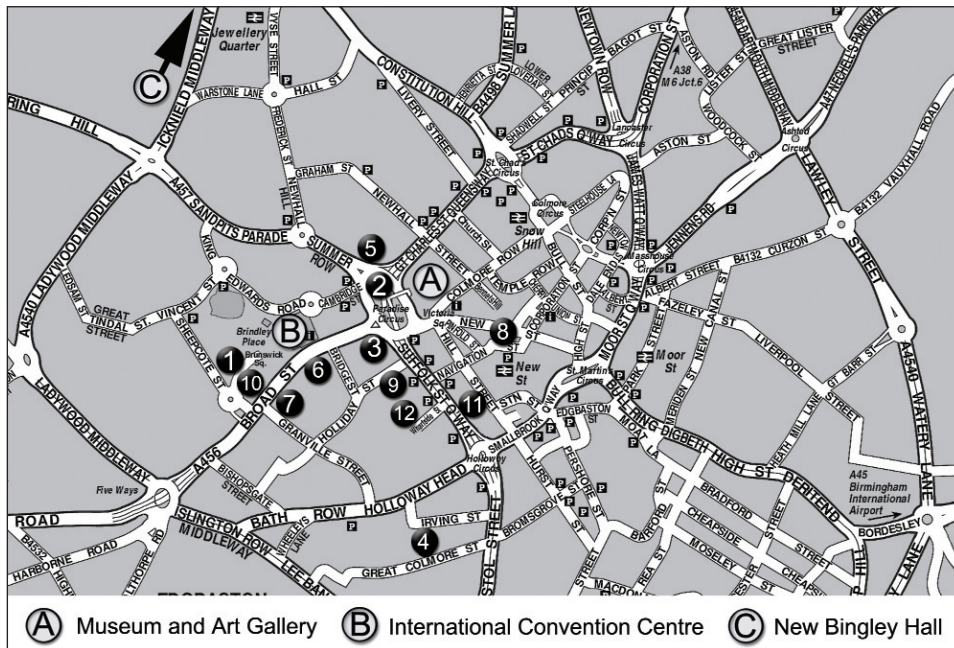
Fax: **+44 (0) 121 202 5123**

Minicom: **+44 (0) 121 333 7544**

Inclusion on this form does not necessarily imply recommendation.

BOOK ONLINE at
www.BirminghamConventionBureau.com/adi2009

MAP



TRAVEL

The Congress venue is well connected with excellent travel links from within and outside the UK.

Birmingham International Airport: www.bhx.co.uk Many regional UK and European airports have flights directly into Birmingham International with some flights direct from USA cities.

The airport is adjacent to the mainline station connecting to Birmingham New Street in 10 minutes.

Birmingham New Street Station: This mainline station, located a 10 minute walk from the ICC, is linked to many regional networks.

Roads: The M5, M6, M42, M45, M54 lead into Birmingham. The International Convention Centre and adjacent National Indoor Arena are well signposted from the ring roads.

*Note: The Congress venue is the ICC **not** the NEC which is approximately 20 minutes southwest of the city centre.*

Car Parking: Some of the hotels have car parking availability. Check when you make your hotel reservation as all hotels will state their facilities and the nearest available NCP car park.

The NIA multi-storey car park is a 5 minute walk from the ICC.

SIGHTSEEING

Birmingham is a vibrant European city and the ICC is centrally situated on a canal network and surrounded by cafes, restaurants and quality shopping areas.

Many local tourist attractions are on the doorstep including the **National Sea Life Centre** and the **Jewellery Quarter** while for the chocoholics, **Cadbury World** is a short distance by taxi.

The ADI office is happy to help advise delegates further on local tourist attractions and the Birmingham Convention Bureau offers a full tourist service at: www.visitbirmingham.com/birmingham_convention_bureau

NON ADI MEMBER

Non ADI members should consider joining the ADI to gain concession on the registration fee.
Contact the ADI for membership details prior to registration.

BOOKING PROCESS

ONLINE : Visit www.adi.org.uk to register. This is the fastest and easiest way to book you and your team and ensure immediate confirmation of your booking.

BY MAIL : Complete the attached registration form and post to the ADI with payment. Cheques should be made payable to "ADI" and enclosed with form.

BY FAX : Complete and fax both sides of the registration form with credit card payment to: **020 8487 5566**

ONLINE bookings will be acknowledged automatically. Joining instructions and receipts will be issued for all payments.

REGISTRATION FEE STRUCTURE

Attendance at the 2009 team congress is open to all who hold an interest in oral implantology:- **clinicians, technicians, nurses, hygienists, practice managers, reception staff and students.**

The fee has been structured to include: **two full days of plenary and parallel scientific presentations, handouts, breakfast coffee, morning and afternoon refreshments, hot fork buffet lunch, technical exhibition & complimentary Welcome Reception.**

It is advantageous to **BOOK EARLY** to secure the discounted early payment rate.

REGISTRATION FORM INFORMATION

The Registration Form is for: **ONE** principle clinician/and practice team or **ONE** principle technician/and laboratory team or **ONE** nurse, practice manager or hygienist attending independently of any **TEAM**.

All additional team members from principle's practice or laboratory must be entered on the form and each attendee's session must be stated.

REGISTRATION FEES

	<u>Booked by</u> 27 February 2009	<u>Booked after</u> 27 February 2009
ADI Member Clinician	£480	£520
ADI Member Technician	£450	£490
Additional Technicians from the same laboratory	£220	£220
Hygienist, Nurse, Practice Manager, Receptionist	£220	£220
Full-time Student	£240	£240
Non Member Clinician	£580	£620
Non Member Technician	£550	£590

CANCELLATIONS

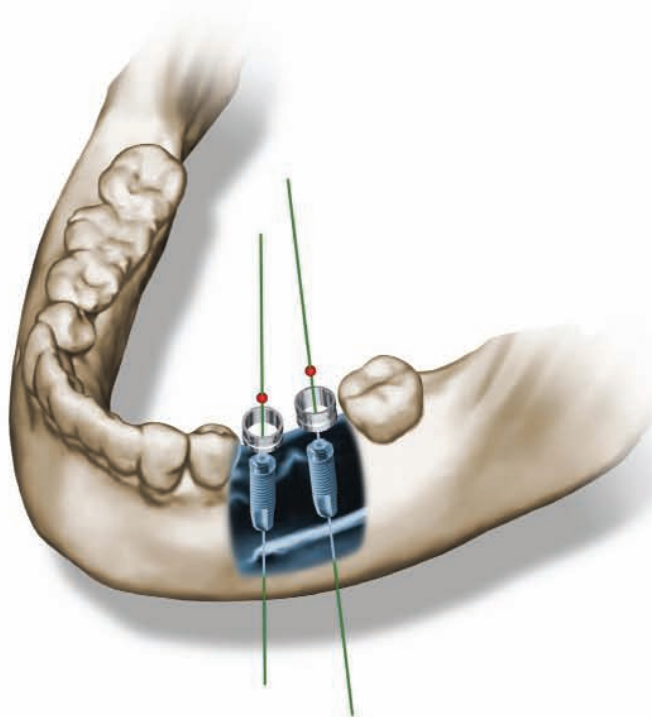
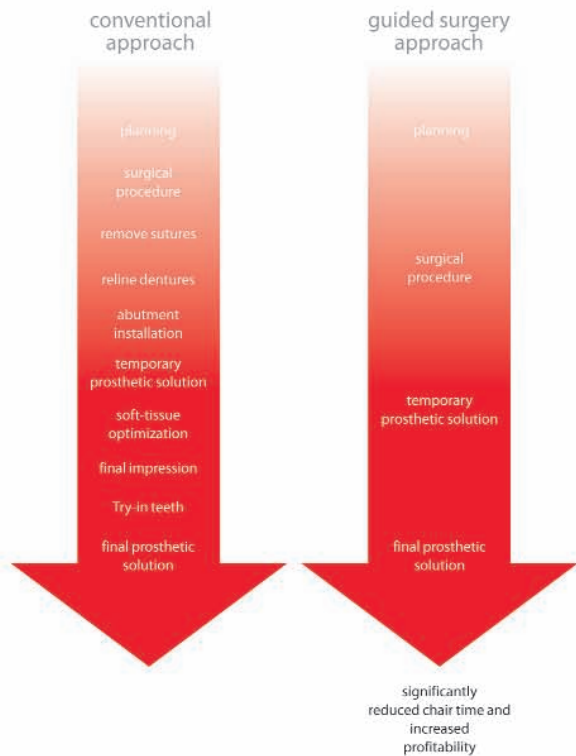
Delegates who cancel after registration has been processed will be refunded the fee paid less a £40 administrative charge. Cancellations **MUST** be notified in writing and received by **7 April 2009** after which date no refund of fee can be guaranteed. Written substitutions and/or name changes can be made until **27 April 2009**.




Please email info@adi.org.uk or write to: **ADI, 98 South Worple Way, London, SW14 8ND**

Come and see us for our latest innovations in implants and CAD/CAM technology

NobelGuide™

benefits for everyone



Target Group	? Needs/Desires	+ Benefits	\$ Values
 Patients	<ul style="list-style-type: none"> immediate, less pain than traditional surgery, solutions beautiful esthetic result long-term solution 	<ul style="list-style-type: none"> immediately back to social life a beautiful smile long-term comfort and satisfaction 	<ul style="list-style-type: none"> improved quality of life improved self confidence high value perception
 Dentists	<ul style="list-style-type: none"> pre-planned guided surgery adaptability to all practices practice differentiating tool ease of use 	<ul style="list-style-type: none"> predictable and precise surgery no routine nor procedural changes increased practice competitiveness 	<ul style="list-style-type: none"> more indications immediate benefits more patients higher profitability increased treatment efficiency
 Laboratories	<ul style="list-style-type: none"> stronger relationship with dentists grow implant business broad laboratory applications precision and fit 	<ul style="list-style-type: none"> builds teamwork and loyalty provisional and Procera® business covers all esthetic needs industrial quality standards 	<ul style="list-style-type: none"> more customers increased revenue customer satisfaction fewer remakes

Procera® from Nobel Biocare presents

CDT Hans Geiselhöringer

Laboratory Technician & Head of Global Procera®

Friday 8th May
Hall 9
09:30 - 11:00



THE ASSOCIATION OF DENTAL IMPLANTOLOGY UK
98 South Worple Way, London, SW14 8ND
Tel : +44 (0)20 8487 5555 Fax : +44 (0)20 8487 5566
Email : info@adi.org.uk Website : www.adi.org.uk